



MADANAPALLE INSTITUTE OF TECHNOLOGY & SCIENCE  
(UGC-AUTONOMOUS)  
Affiliated to JNTUA, Ananthapuramu & Approved by AICTE, New Delhi  
NAAC Accredited with A+ Grade, 1 - Band: 201-250 (Engg.)  
NBA Accredited - B.Tech. (CIVIL, CSE, ECE, EEE, MECH), MBA & MCA



DEPARTMENT OF COMPUTER SCIENCE AND ENGINEERING ( CYBER SECURITY)

Feedback on curriculum, Teaching & Learning from Students Academic Year 2021-22  
Summary Sheet

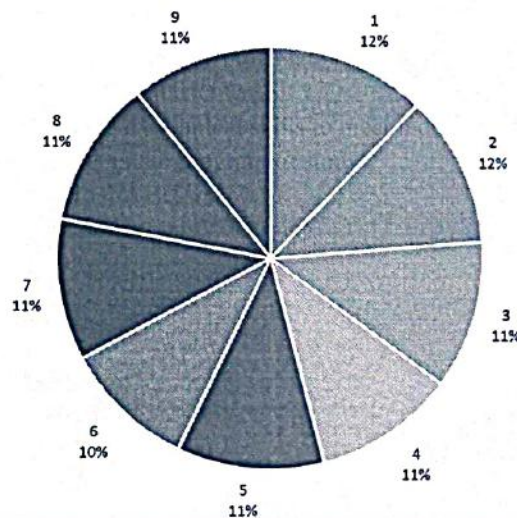
Number of respondents  
58

Q. No	Question	Attainment
1	The syllabus of each course was	87.77
2	The depth of the course content is adequate in relation to the expected course outcomes(COs)	84.07
3	Opinion about library/textbooks/E-learning resources and facilities on the course	82.59
4	Knowledge/Skills acquired from theory/practical/project work to meet industry needs	78.14
5	Syllabus coverage with proper sequencing	81.11
6	Syllabus equipped with necessary technical skills to meet industrial challenges	72.59
7	Relevance of course contents in the program of study	78.88
8	Process of internal & External Assessment	81.11
9	Provision for self learning/project based learning	78.14

*A*

*S.V.S. Gyu.*  
HoD CSE (CS)

FEEDBACK ON CURRICULUM, TEACHING &  
LEARNING FROM STUDENTS ACADEMIC YEAR  
2021-2022



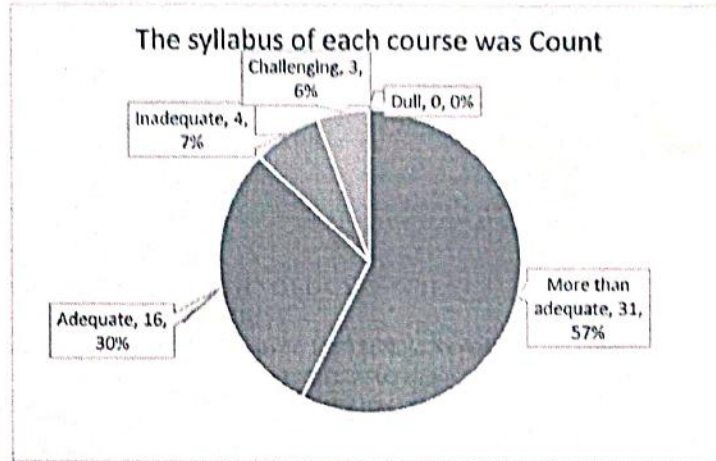


**DEPARTMENT OF COMPUTER SCIENCE AND ENGINEERING ( CYBER SECURITY)**

Number of respondents  
54

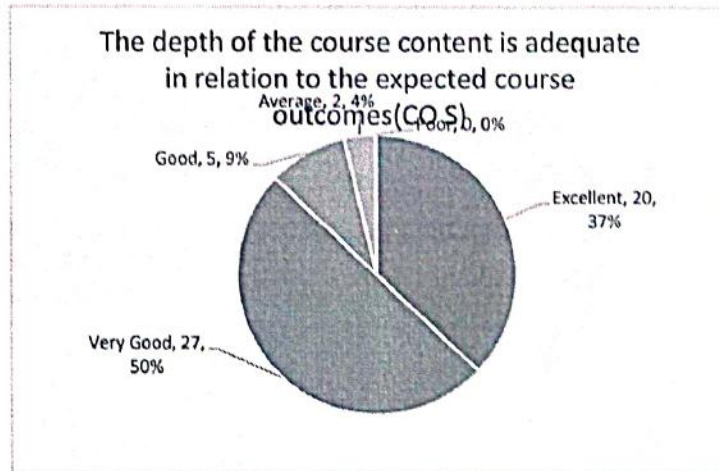
**1 The syllabus of each course was**

	Count	Percentage
More than adequate	31	57.41%
Adequate	16	29.63%
Inadequate	4	7.41%
Challenging	3	5.56%
Dull	0	0.00%



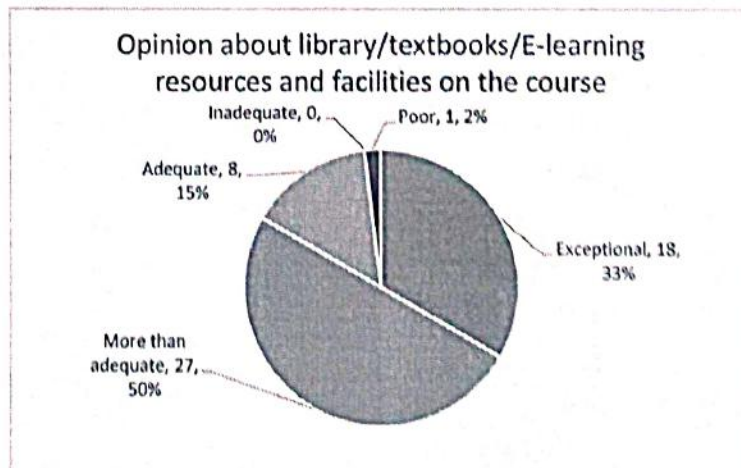
**2 The depth of the course content is adequate in relation to the expected course outcomes(CO S)**

	Count	Percentage
Excellent	20	37.04%
Very Good	27	50.00%
Good	5	9.26%
Average	2	3.70%
Poor	0	0.00%



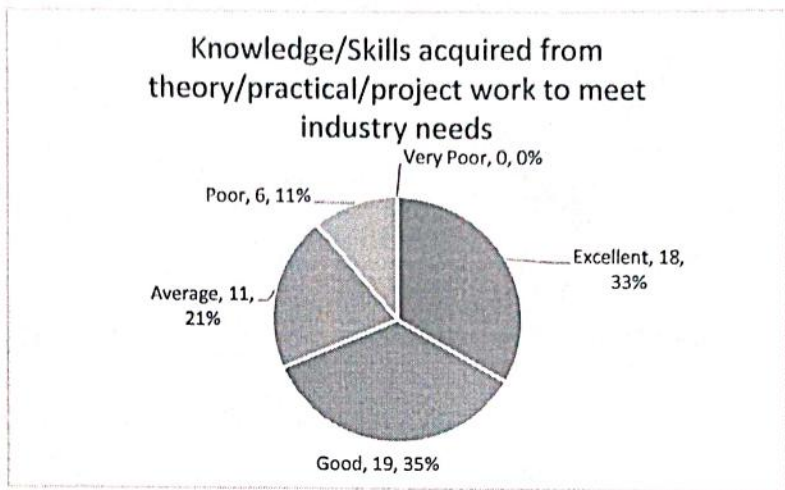
**3 Opinion about library/textbooks/E-learning resources and facilities on the course**

	Count	Percentage
Exceptional	18	33.33%
More than adequate	27	50.00%
Adequate	8	14.81%
Inadequate	0	0.00%
Poor	1	1.85%



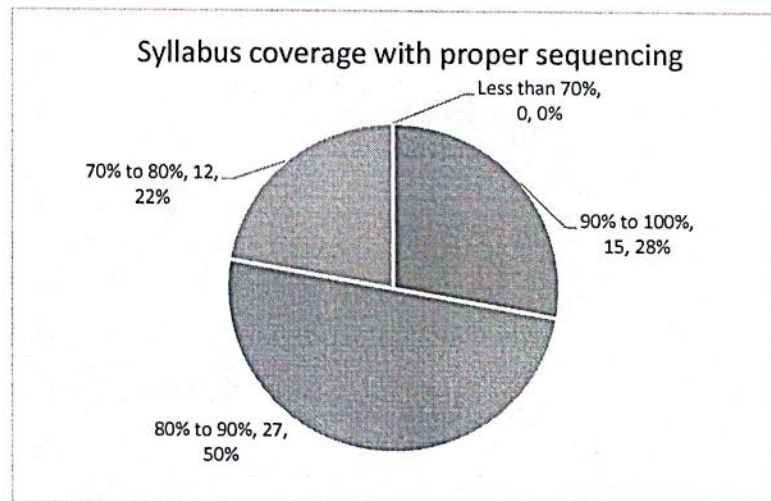
**4 Knowledge/Skills acquired from theory/practical/project work to meet industry needs**

	Count	Percentage
Excellent	18	33.33%
Good	19	35.19%
Average	11	20.37%
Poor	6	11.11%
Very Poor	0	0.00%



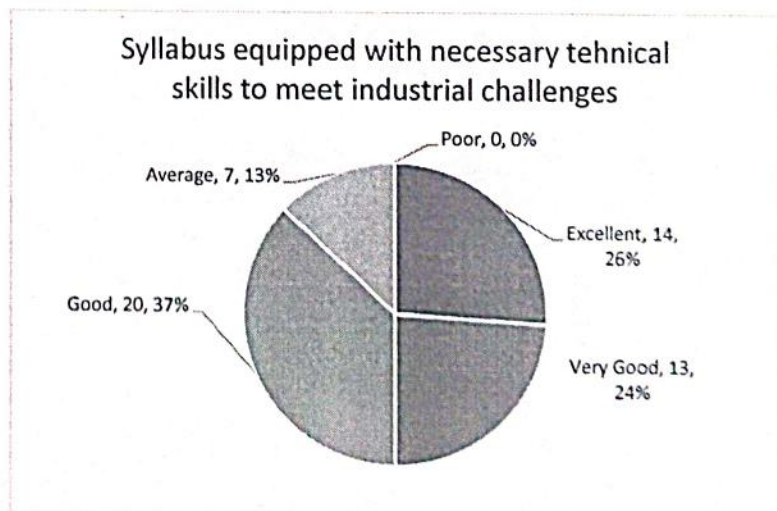
**5 Syllabus coverage with proper sequencing**

	Count	Percentage
90% to 100%	15	27.78%
80% to 90%	27	50.00%
70% to 80%	12	22.22%
Less than 70%	0	0.00%



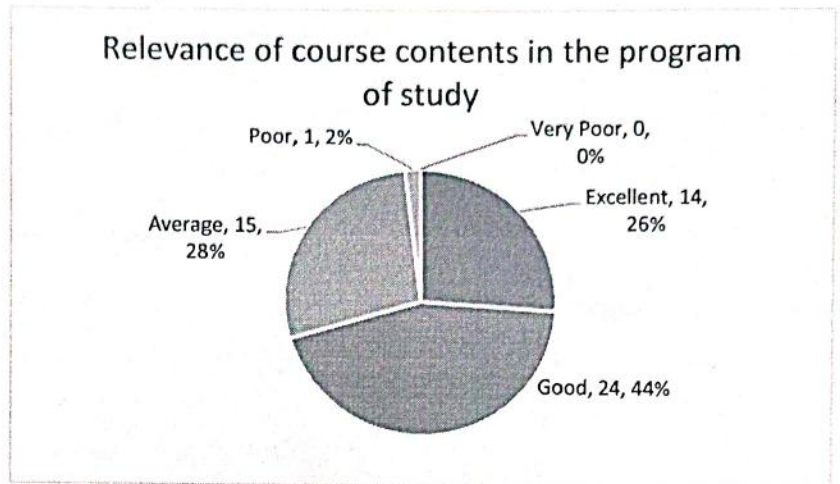
**6 Syllabus equipped with necessary technical skills to meet industrial challenges**

	Count	Percentage
Excellent	14	25.93%
Very Good	13	24.07%
Good	20	37.04%
Average	7	12.96%
Poor	0	0.00%



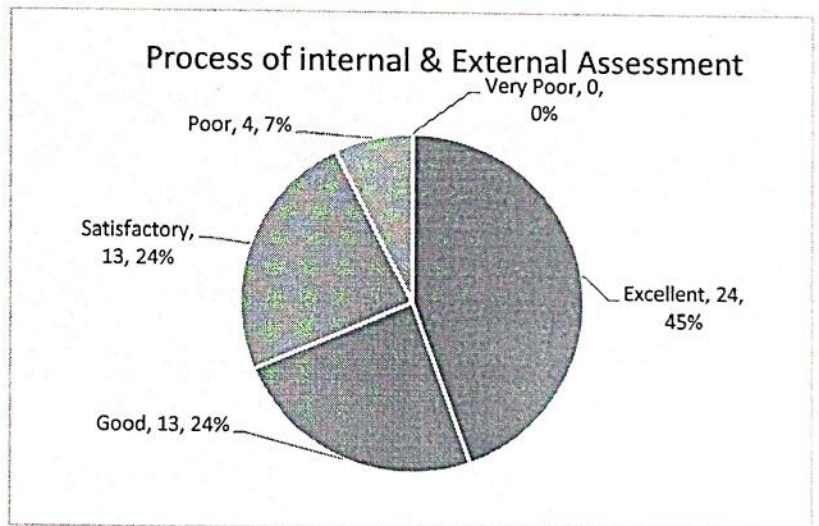
**7 Relevance of course contents in the program of study**

	Count	Percentage
Excellent	14	25.93%
Good	24	44.44%
Average	15	27.78%
Poor	1	1.85%
Very Poor	0	0.00%



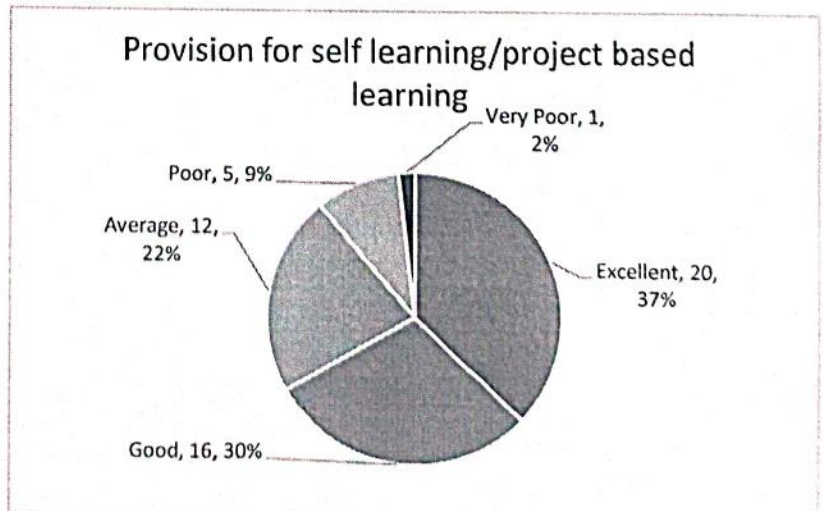
**8 Process of internal & External Assessment**

	Count	Percentage
Excellent	24	44.44%
Good	13	24.07%
Satisfactory	13	24.07%
Poor	4	7.41%
Very Poor	0	0.00%



**9 Provision for self learning/project based learning**

	Count	Percentage
Excellent	20	37.04%
Good	16	29.63%
Average	12	22.22%
Poor	5	9.26%
Very Poor	1	1.85%



10 If you have other comments to offer on the courses and suggestions for the teachers you may do so in the space given below

	Count	Percentage
good	36	69.23%
good	7	13.46%
nice	4	7.69%
very good	5	9.62%

